

PLRRDI-2X2 Series

2X2 Recessed Direct-Indirect Center Basket

This attractive 2'x2' Direct/Indirect Center Basket Troffer Unit combines the energy efficient performances of electronic ballast with soft low-glare contemporary design. The PLRRDI-C unit is designed for use with Biax, T5, and T8 lamps to provide uniform balanced illumination, consistent distribution and high end appearance. Designed for use in most offices and retail establishments this unit is as efficient as it is attractive


Construction: Housing is die formed from heavy gauge steel and is finished in a matte white polyester powder coating for maximum reflectivity and durability. Perforated center basket incorporates hinges from both sides to allow for easy lamp replacement.

Electrical: All units are furnished with UL Listed Class P thermally protected ballast. Other voltages are available upon request. Fixtures meet requirements for UL Luminaire Standard # 1598. All units comply with National Energy Standard. All units are UL certified damp location M 59006648

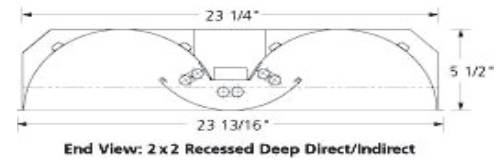
Mounting: Designed for use in inverted T Bar ceilings, this fixture comes with integral earthquake clips built into end plate. All units are equipped access plates for easy wiring as well as 7/8" knockouts in top, sides and end of all units.

WARRANTY & LISTINGS:

- 5-year warranty of all electronics and housing.
- UL Certified for damp location M 59006648

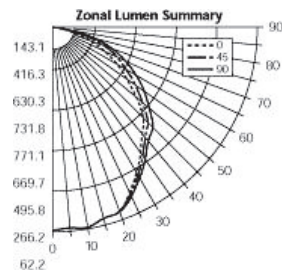


DIMENSIONS



Zonal Cavity Coefficients of Utilization

Ceiling	.80				.70				.50				.30				.10				.0
Wall	.70	.50	.30	.10	.70	.50	.30	.10	.50	.30	.10	.50	.30	.10	.50	.30	.10	.50	.30	.10	.00
0	.56	.56	.56	.56	.55	.55	.55	.55	.53	.53	.53	.50	.50	.50	.48	.48	.48	.47	.47	.47	.47
1	.52	.50	.48	.46	.51	.49	.47	.46	.47	.45	.44	.45	.44	.43	.43	.42	.42	.41	.41	.41	.41
2	.48	.44	.41	.38	.46	.43	.40	.38	.41	.39	.37	.40	.38	.36	.39	.37	.36	.35	.35	.35	.35
3	.44	.39	.35	.33	.43	.38	.35	.32	.37	.34	.32	.36	.33	.31	.35	.32	.31	.30	.30	.30	.30
4	.40	.35	.31	.28	.39	.34	.30	.28	.33	.30	.27	.32	.29	.27	.31	.29	.27	.26	.26	.26	.26
5	.37	.31	.27	.24	.36	.30	.26	.23	.29	.26	.23	.28	.25	.23	.27	.25	.23	.22	.22	.22	.22
6	.34	.28	.23	.20	.33	.27	.23	.20	.26	.23	.20	.25	.22	.20	.25	.22	.20	.19	.19	.19	.19
7	.31	.25	.21	.18	.30	.24	.21	.18	.24	.20	.18	.23	.20	.17	.22	.19	.17	.16	.16	.16	.16
8	.29	.22	.18	.15	.28	.22	.18	.15	.21	.18	.15	.21	.17	.15	.20	.17	.15	.14	.14	.14	.14
9	.26	.20	.16	.13	.26	.20	.16	.13	.19	.16	.13	.19	.15	.13	.18	.15	.13	.12	.12	.12	.12
10	.24	.18	.14	.12	.24	.18	.14	.12	.17	.14	.12	.17	.14	.12	.16	.14	.12	.11	.11	.11	.11



max weight= 20lbs

Ordering Guide

PLRRDI-2X2

Series

PLRRDI-2X2

of Lamps

1 = 1 Lamp
 2 = 2 lamp
 3 = 3 lamp

Lamp Size

T8 T5
 17 = 24" 14 = 24"

T5HO

24 = 24"

Biax/ Twin Tube
36BX = 36W Biax
40BX = 40w Biax
50BX = 50w Biax
55BX = 55w Biax

Ballast Type

SET LED N = Wired 1 end hot for LED tubes
SET LED N/S = Wired 2 ends hot for LED tubes
W/LEDIF = LED ballast driven tubes

Options

EMB = Emergency Ballast
2BAL = 2 BALLAST